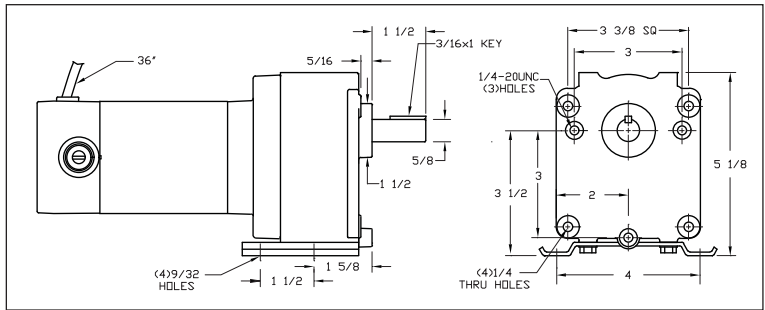




6A193



90VDC Permanent-Magnet Parallel-Shaft Gearmotors



- Enclosure: totally enclosed nonventilated
- Gearcase: die-cast aluminum
- Lubrication: permanent heavy fluid gear oil
- Gears: hardened steel
- Bearings: needle roller and thrust balls on case; ball on motor
- Mounting: all-position, face/base
- Rotation: reversible
- Brushes: externally replaceable
- Ambient: 40°C
- Seals: on input and output shafts
- 1/20- and 1/8-HP units accept direct motor-mount speed control 2PUX3 (sold separately on Grainger.com)
- Accept pulse generator 6Z392 or 5JJ65 (sold separately on Grainger.com)


Nameplate RPM	Max. Torque	Overhung Load	Gear Ratio	Full Load Amps	Length Less Shaft	Replacement Brushes	Item No.
1/20 Input HP							
5.4 RPM	227 in-lb	150 lb	336:1	0.4 A	8 3/8 in	6YHY3	6A193 *
8.7 RPM	250 in-lb	150 lb	208:1	0.53 A	8 3/8 in	6YHY3	6A194 *
18 RPM	150 in-lb	150 lb	101:1	0.62 A	8 3/8 in	6YHY3	4Z134
34 RPM	82 in-lb	150 lb	53:1	0.62 A	8 3/8 in	6YHY3	4Z133
51 RPM	55 in-lb	150 lb	35:1	0.62 A	8 3/8 in	6YHY3	4Z132
109 RPM	27 in-lb	150 lb	17:1	0.62 A	8 3/8 in	6YHY3	4Z131
1/8 Input HP							
22 RPM	280 in-lb	150 lb	82:1	1.41 A	10 1/2 in	6YHY6	4Z130 *
31 RPM	220 in-lb	150 lb	58:1	1.41 A	10 1/2 in	6YHY6	4Z383
50 RPM	138 in-lb	150 lb	36:1	1.41 A	10 1/2 in	6YHY6	4Z129
64 RPM	113 in-lb	150 lb	28:1	1.41 A	10 1/2 in	6YHY6	4Z382
94 RPM	77 in-lb	150 lb	19:1	1.41 A	10 1/2 in	6YHY6	4Z381
170 RPM	43 in-lb	150 lb	11:1	1.41 A	10 1/2 in	6YHY6	4Z128
1/4 Input HP							
42 RPM	280 in-lb	215 lb	43:1	2.3 A	12 1/2 in	6YH20	2H579
62 RPM	235 in-lb	235 lb	29:1	2.51 A	12 1/2 in	6YH20	2H577
90 RPM	160 in-lb	200 lb	19:1	2.51 A	12 1/2 in	6YH20	2H575
165 RPM	90 in-lb	200 lb	11:1	2.51 A	12 1/2 in	6YH20	2H573
350 RPM	40 in-lb	170 lb	5:1	2.51 A	12 1/2 in	6YH20	2H571

* Gear limited.

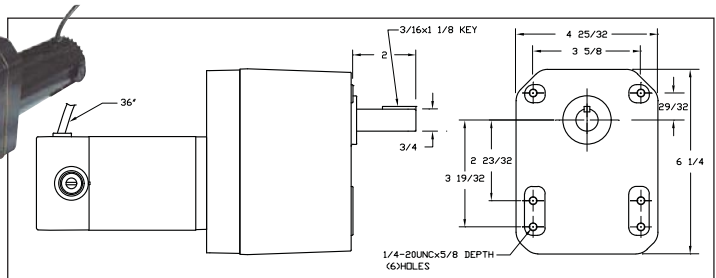
90VDC Permanent-Magnet Parallel-Shaft Gearmotors



- Enclosure: totally enclosed nonventilated
- Gearcase: die-cast aluminum
- Lubrication: permanent heavy fluid gear oil
- Gears: hardened steel
- Bearings: needles throughout with thrust balls on case, ball on motor
- Mounting: all-position
- Rotation: reversible
- Brushes: externally replaceable
- Ambient: 40°C
- Optional mounting bracket 2H630 is sold separately on Grainger.com
- Seals: spring-loaded lip-type on input and output shafts
- Accept pulse generator 6Z392 or 5JJ65 (sold separately on Grainger.com)



2H588



Nameplate RPM	Max. Torque	Overhung Load	Input HP	Gear Ratio	Full Load Amps	Length Less Shaft	Item No.	REPLACEMENT MOTOR BRUSH SETS Item No.
1.3 RPM	710 in-lb	900 lb	1/20	1413:1	0.36 A	9 7/8 in	2H594	6YHY3
6.5 RPM	710 in-lb	900 lb	1/20	276:1	1.0 A	12 1/2 in	2H592 *	6YHY6
13 RPM	660 in-lb	900 lb	1/20	138:1	1.7 A	12 1/2 in	2H590	6YHY6
15 RPM	570 in-lb	900 lb	1/20	116:1	1.7 A	12 1/2 in	2H588	6YHY6

* Gear limited.

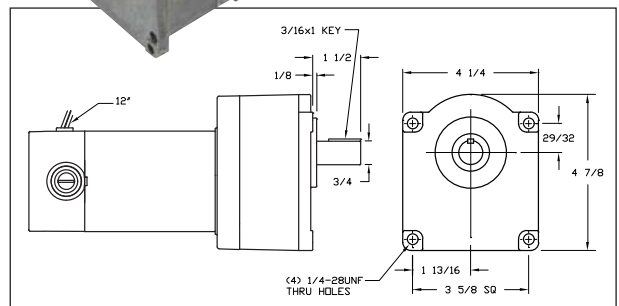
90VDC Permanent-Magnet Parallel-Shaft Gearmotors



- Enclosure: totally enclosed nonventilated
- Gearcase: machined die-cast aluminum
- Lubrication: permanent heavy-duty gear oil
- Gears: hardened steel
- Bearings: ball and needle on case; ball on motor
- Mounting: all-position, face
- Rotation: reversible
- Brushes: externally replaceable
- Ambient: 40°C
- Seals: lip-type on input and output shafts
- Accept direct motor-mount speed control 2PUX3 (sold separately on Grainger.com)



1LPY4



Nameplate RPM	Max. Torque	Overhung Load	Input HP	Gear Ratio	Full Load Amps	Length Less Shaft	Item No.
6 RPM	500 in-lb	300 lb	1/11	264:1	1.1 A	8 7/8 in	1LPY4
12 RPM	350 in-lb	300 lb	1/10	131:1	1.1 A	8 7/8 in	1LPY3
29 RPM	156 in-lb	300 lb	1/10	55:1	1.1 A	8 7/8 in	1LPY2
42 RPM	105 in-lb	300 lb	1/10	37:1	1.1 A	8 7/8 in	1LPY1
61 RPM	78 in-lb	300 lb	1/10	26:1	1.1 A	8 7/8 in	1LPX9
152 RPM	30 in-lb	300 lb	1/10	10:1	1.1 A	8 7/8 in	1LPX8

Replacement Motor Brush Set

Motor Brush Set

6YHY6