


Spaghetti-Loop
Beveled, Gray
K7646

Scraper-Dryer Entrance Mats

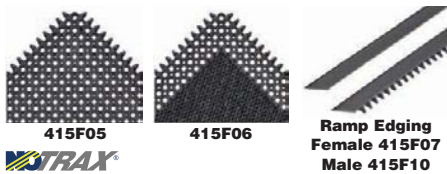
Mats absorb moisture and remove dirt, mud, snow, and other contaminants from footwear to prevent slips and protect flooring.

3-Zone Combination Loop-Pile Mats—Multizone scraper-dryer mats have three separate areas combined in a single mat. Zones scrape, clean, and finally dry shoes.

Size (WxL)	Surface/ Backing Material	►CHOOSE: Color	Brand	Item No.
3-Zone Combination Loop-Pile Surface with Flat Edge				
Indoor Mats for Heavy Traffic—¾ in Thick				
3 ft x 12 ft	Polypropylene/ Vinyl	Black, Gray	Notrax	E1605
4 ft x 12 ft				E1607
6 ft x 12 ft				E1609
Berber Surface with Flat Edge				
Indoor Mats for Medium Traffic—¼ in Thick				
2 ft x 3 ft	Polypropylene/ Vinyl	Charcoal	Notrax	6PXA2
3 ft x 4 ft				25PP86
3 ft x 5 ft				25PP87
3 ft x 6 ft				6PXA5
3 ft x 10 ft				25PP97
4 ft x 6 ft				25PP94
4 ft x 8 ft				25PP95
4 ft x 60 ft				6PXC0
Chevron Surface with Beveled Edge				
Indoor/Outdoor Mats for Light Traffic—¾ in Thick				
3 ft x 5 ft	Polyester/ Nitrile	Gray	Ability One	13J104
4 ft x 6 ft				13J105
Chevron Surface with Flat Edge				
Indoor Mats for Heavy Traffic—¾ in Thick				
2 ft x 3 ft	Polypropylene/ Vinyl	Brown, Charcoal	Notrax	F1826
3 ft x 4 ft				96K73
3 ft x 5 ft				3H396
3 ft x 6 ft		8EEG7		
3 ft x 8 ft		45WL10		
3 ft x 10 ft		5FX31		
3 ft x 12 ft		45WL11		
3 ft x 16 ft		45WL12		
3 ft x 20 ft		45WL13		
4 ft x 6 ft		Brown, Charcoal, Gray		E7325
4 ft x 8 ft		Charcoal		3H397
4 ft x 10 ft		Brown, Charcoal		E7326
4 ft x 20 ft				45WL14
6 ft x 8 ft				45WL15
6 ft x 10 ft		Charcoal		45WL16
6 ft x 20 ft				45WL17

					
		Ribbed Water Dam, Charcoal 25PN14		Ribbed Flat, Red/ Black D9159	
Size (WxL)	Surface/ Backing Material	► CHOOSE: Color		Brand	Item No.
Diamond Surface with Carpeted Water Dam Edge					
Indoor/Outdoor Mats for Medium Traffic—¾ in Thick					
2 ft x 3 ft	Polypropylene/ Rubber	Blue, Brown, Charcoal	Condor		J1714
3 ft x 5 ft					J1716
4 ft x 6 ft					J1718
Outdoor Mats for Heavy Traffic—¾ in Thick					
2 ft x 3 ft	Polypropylene/ Rubber	Brown, Charcoal	Condor		K7634
3 ft x 4 ft		Charcoal			26G847
3 ft x 5 ft		Blue, Charcoal			K7635
3 ft x 10 ft		Charcoal			9ENG1
4 ft x 6 ft		Brown, Charcoal			K7636
4 ft x 8 ft					26G849
6 ft x 8 ft		Charcoal		26G850	
6 ft x 12 ft				26G851	
Diamond Surface with Water Dam Edge					
Indoor Mats for Heavy Traffic—¾ in Thick					
2 ft x 3 ft	Polypropylene/ Rubber	Blue, Brown,	Condor		K7637
3 ft x 4 ft		Charcoal			K7638
3 ft x 5 ft		Blue, Brown,			E9627
3 ft x 10 ft	Polypropylene/ Rubber	Charcoal, Green	Condor		9JFR7
4 ft x 6 ft		Charcoal			K7639
4 ft x 10 ft		Charcoal			8DWT9
Parquet Surface with Water Dam Edge					
Outdoor Mats for Heavy Traffic—¾ in Thick					
2 ft x 3 ft	Polypropylene/ Rubber	Brown, Charcoal	Notrax		K7640
3 ft x 3 ft		Charcoal			8DYD4
3 ft x 4 ft		Brown			25PN65
3 ft x 5 ft	Polypropylene/ Rubber	Blue, Brown,	Notrax		D9164
		Burgundy, Charcoal			
4 ft x 6 ft		Blue, Brown,			D9165
		Burgundy,			
		Charcoal, Green			
Ribbed Surface with Carpeted Water Dam Edge					
Indoor/Outdoor Mats for Heavy Traffic—¾ in Thick					
2 ft x 3 ft	Polypropylene/ Rubber	Charcoal	Notrax		25PN14
3 ft x 4 ft					25PN20
3 ft x 5 ft		Burgundy			25PN23
3 ft x 10 ft	Polypropylene/ Rubber	Charcoal	Notrax		8W038
4 ft x 6 ft		Blue, Brown,			E4979
4 ft x 10 ft		Charcoal			E4980
4 ft x 10 ft		Blue, Charcoal			

Size (WxL)	Surface/ Backing Material	► CHOOSE: Color	Brand	Item No.	
Ribbed Surface with Flat Edge					
Indoor Mats for Heavy Traffic—¾ in Thick					
3 ft x 4 ft	Polypropylene/ Vinyl	Charcoal	Notrax	40K188	
3 ft x 5 ft		Brown, Charcoal, Gray		E9401	
3 ft x 6 ft		Charcoal		3UFK8	
3 ft x 10 ft		Brown, Charcoal, Red/Black		D9159	
3 ft x 20 ft		Charcoal		45WK97	
4 ft x 6 ft		Brown, Charcoal, Gray		E9403	
4 ft x 10 ft	Charcoal			45WK99	
4 ft x 20 ft				45WL02	
4 ft x 60 ft				40K178	
6 ft x 60 ft				40K183	
Indoor Mats for Medium Traffic—¾ in Thick					
2 ft x 3 ft	Polypropylene/ Vinyl	Blue, Brown, Charcoal	Notrax	F1284	
3 ft x 4 ft				K7641	
3 ft x 5 ft				F1280	
3 ft x 6 ft		F1281			
3 ft x 10 ft		Blue, Brown, Charcoal, Green		K7642	
3 ft x 60 ft		Red/Black		40K126	
4 ft x 6 ft	Blue, Brown, Charcoal, Green, Red/Black			F1282	
4 ft x 8 ft				K7643	
4 ft x 60 ft				Blue, Charcoal	K7644
6 ft x 60 ft				Charcoal	30CL93
Spaghetti-Loop Surface with Beveled Edge					
Indoor/Outdoor Mats for Medium Traffic—½ in Thick					
3 ft x 5 ft	Vinyl/Vinyl	Brown, Gray	Ability One	K7645	
4 ft x 6 ft	Polypropylene/ Vinyl	Black, Gray		K7646	
Waffle Surface with Beveled Edge					
Outdoor Mats for Heavy Traffic—¾ in Thick					
2 ft x 3 ft	Polypropylene/ Rubber	Blue, Brown, Burgundy,	Condor	J1715	
3 ft x 4 ft		Charcoal, Green		J1717	
3 ft x 5 ft		Charcoal		J1719	
3 ft x 10 ft		Charcoal		36VJ99	
4 ft x 6 ft		Blue, Brown, Burgundy,		J1720	
4 ft x 8 ft		Charcoal, Green		8CZR5	
4 ft x 10 ft	Charcoal		36VK03		
Waffle Surface with Carpeted Water Dam Edge					
Indoor/Outdoor Mats for Medium Traffic—¾ in Thick					
2 ft x 3 ft	Polypropylene/ Rubber	Brown, Charcoal,	Condor	E5379	
3 ft x 5 ft		Blue, Brown,		E5380	
4 ft x 6 ft		Charcoal		E5381	
Indoor Mats for Heavy Traffic—¾ in Thick					
2 ft x 3 ft	Polypropylene/ Rubber	Charcoal	Condor	24N118	
3 ft x 5 ft				24N119	
3 ft x 10 ft				8NAA6	
4 ft x 6 ft				38ZA84	
4 ft x 10 ft				9NL61	



Masterflex Interlocking Entrance Mat System

■ ½ in thick

Mats for high-traffic areas remove dirt and moisture from shoes in indoor and outdoor applications. A closed-weave drainage pattern provides a smooth surface. 415F06 includes a charcoal berber carpet insert. Natural rubber backing is slip and weather resistant, and remains flexible in cold weather. The interlocking mechanism presents a seamless transition.

Mat Product Type	Size (WxL)	Surface Design	Item No.
Interlocking Entrance Mat Tiles			
Interlocking Entrance Mat Tiles	20 in x 20 in	Small Octagonal Drainage Holes	415F05
Interlocking Entrance Mat Tiles	20 in x 20 in	Small Octagonal Drainage Holes with Carpet	415F06
Ramp Edging & Corners			
Ramp Edging	Female	2 in x 20 in	415F07
	Male	2 in x 20 in	415F10
Ramp Outside Corners	Female/Female	2 in x 24 in	415F08
	Female/Male	2 in x 24 in	415F09
	Male/Female	2 in x 24 in	415F11
	Male/Male	2 in x 24 in	415F12

Size (WxL)	Thickness	CHOOSE: Color	Absorbent Capacity	Item No.
Berber Surface—UV Resistant Polyester				
Full Roll				
3 ft x 25 ft	½ in	Black, Brown, Burgundy, Gray	6.8 gal	K7621
3 ft x 50 ft	¾ in		13.6 gal	K7622
Individual Mats				
3 ft x 10 ft	¾ in	Black, Brown, Burgundy, Gray	2.72 gal	K7618
4 ft x 6 ft	¼ in	Black, Gray	5.4 gal	K7619
6 ft x 10 ft	½ in	Black, Brown, Burgundy, Gray	5.4 gal	K7620
Checked Surface—UV Resistant Polyester				
Full Roll				
3 ft x 25 ft	½ in	Black, Gray	6.8 gal	K7625
3 ft x 50 ft	¾ in		13.6 gal	K7626
Individual Mats				
3 ft x 10 ft	¾ in	Black, Gray	2.72 gal	K7623
6 ft x 10 ft	½ in		5.4 gal	K7624
Smooth-Top Surface—Flame/Fire Resistant Polypropylene				
Full Roll				
2 ft x 100 ft	½ in		5.3 gal	K7629
3 ft x 25 ft	½ in		2 gal	K7627
3 ft x 50 ft	½ in		4 gal	K7708
3 ft x 100 ft	½ in		8 gal	K7709
4 ft x 50 ft	½ in		5.2 gal	K7628
4 ft x 100 ft	½ in		10.4 gal	K7630
Individual Mats				
3 ft x 3 ft	½ in	Gray	3.6 gal	45L211
3 ft x 5 ft	½ in		0.5 gal	K7631
3 ft x 5 ft	½ in		4 gal	K7711
3 ft x 10 ft	½ in	Black, Gray	4 gal	K7632
6 ft x 10 ft	½ in		3.5 gal	K7710
Full Roll—Antimicrobial				
3 ft x 50 ft	½ in	Black	4 gal	45L221
Full Roll—Starter Kits				
3 ft x 25 ft	½ in	Black, Gray	2 gal	K7633

Berber
Burgundy Mat
K7618Checked
Black Roll
K7625Smooth-Top
Gray Mat
45L211

Disposable Entrance Mats



- Indoor mats for heavy traffic
 - Adhesive-backed
 - Straight edge
 - Fluids absorbed: Grease, Oils, and Water
 - ADA and ANSI B101.1-2009 Compliant
- Mats clean footwear at door entrances and area transitions. A sticky backing holds the mat securely to the floor and the low profile eliminates edges that can cause tripping. Mats are discarded when dirty and a new mat is put down. **Antimicrobial smooth-top mat roll** has properties to prevent growth or spread of bacteria, fungi, and viruses. **Starter Kits** include a mat roll, cutting tool, and cutting guide to ensure straight cuts.