



WireCrafters Wire Partition Components

Individual components are assembled with bolts and nuts to create custom secure, enclosed areas for work or storage. Can also be used to modify existing units.


Welded-wire panels and doors have a 2" x 2" square mesh opening and a powder-coated finish.

Woven-wire panels and doors have 2" x 1" rectangular mesh opening and an enamel finish.


Hinged and sliding doors include 2 posts and mounting hardware.

Line post is required on both sides of each panel for long, straight runs.

Overall Width	8.4 ft H		10.4 ft H		12.4 ft H	
	Door Height	Item No.	Door Height	Item No.	Door Height	Item No.
Welded-Wire Partition Components						
Hinged Door						
40 in	87 7/8 in	35W583	87 7/8 in	35W591	87 7/8 in	35W599
52 in	87 7/8 in	35W584	87 7/8 in	35W592	87 7/8 in	35W601
Sliding Door						
40 in	96 in	35W585	120 in	35W593	96 in	35W602
52 in	96 in	35W586	120 in	35W594	96 in	35W603
64 in	96 in	35W587	120 in	35W595	96 in	35W604
76 in	96 in	35W588	120 in	35W596	96 in	35W605
100 in	96 in	35W589	120 in	35W597	—	—
104 in	—	—	—	—	96 in	35W606
124 in	96 in	35W590	120 in	35W598	96 in	35W607
Woven-Wire Partition Components						
Hinged Door						
40 in	87 7/8 in	35W553	87 7/8 in	35W563	87 7/8 in	35W573
52 in	87 7/8 in	35W554	87 7/8 in	35W564	87 7/8 in	35W574
Hinged Double Door						
76 in	87 7/8 in	35W555	87 7/8 in	35W565	87 7/8 in	35W575
100 in	87 7/8 in	35W556	87 7/8 in	35W566	87 7/8 in	35W576
Sliding Door						
40 in	96 in	35W557	120 in	35W567	96 in	35W577
52 in	96 in	35W558	120 in	35W568	96 in	35W578
64 in	96 in	35W559	120 in	35W569	—	—
65 in	—	—	—	—	96 in	35W579
76 in	96 in	35W560	—	—	—	35W580
76 in	120 in	35W570	—	—	—	—
100 in	96 in	35W561	120 in	35W571	96 in	35W581
124 in	96 in	35W562	120 in	35W572	96 in	35W582
Line Post						
2 in	—	35W547	—	35W548	—	35W549
Corner Post						
2 in	—	35W550	—	35W551	—	35W552



Stacking Panel
35W483



Hinged Door
35W553

Overall Width	8 ft H Item No.	10 ft H Item No.	12 ft H Item No.
Stacking Panels			
Welded-Wire			
12 in	35W517	35W527	35W537
24 in	35W518	35W528	35W538
36 in	35W519	35W529	35W539
48 in	35W520	35W530	35W540
60 in	35W521	35W531	35W541
72 in	35W522	35W532	35W542
84 in	35W523	35W533	35W543
96 in	35W524	35W534	35W544
108 in	35W525	35W535	35W545
120 in	35W526	35W536	35W546
Woven-Wire			
12 in	35W483	35W493	35W504
24 in	35W484	35W494	35W505
36 in	35W485	35W495	35W506
48 in	35W486	35W496	35W507
60 in	35W487	35W497	35W508
72 in	35W488	35W498	35W509
84 in	35W489	35W499	35W510
96 in	35W490	35W501	35W511
108 in	35W491	35W502	35W512
120 in	35W492	35W503	35W513



Woven-Wire Adjustable Panel
4KY78

Quick-Assemble Slide Door
488V93

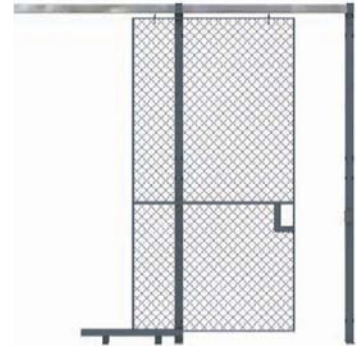


Corner Post
4KY82

Overall Width	8 ft Item No.	10 ft Item No.
Woven-Wire Partition Components		
Adjustable Gap Panel		
13 in	4KY78	4KY79
Full Height Panel		
12 in	4KY76	4KY77
24 in	4KY74	4KY75
36 in	4KY72	4KY73
48 in	4KY70	4KY71
60 in	4KY68	4KY69
Overall Door Overall Item Width Height No.		
Quick-Assemble Adaptable Welded-Wire Partition Components		
Hinged Door		
36 in	93 1/4 in	8 ft 488V88
48 in	93 7/8 in	8 ft 488V94
Slide Door		
36 in	7 7/8 in	8 ft 488V93
48 in	93 7/8 in	8 ft 488V89
60 in	7 7/8 in	8 ft 488V92
72 in	93 7/8 in	8 ft 488V90
96 in	93 7/8 in	8 ft 488V91
Post		
—	—	8 ft 6H367
Woven-Wire Partition Components		
Hinged Door		
48 in	79 1/2 in	8 ft 4KY89
48 in	79 1/2 in	10 ft 4KY91
Sliding Door		
96 in	96 in	8 ft 4KY99
96 in	113 1/4 in	10 ft 4LA11
Corner Post		
1 1/4 in	—	8 ft 4KY82
1 1/4 in	—	10 ft 4KY83
Post		
1 in	—	8 ft 4KY80
1 in	—	10 ft 4KY81



Hinged Door
8DHR2



Sliding Door
8DHR4



Quick-Assemble Wire Partition Components

■ Woven wire

Components swiftly assemble with clips and pound-in rivets to create secure, enclosed areas for work or storage. Clips and rivets are not accessible from outside the cage, to increase security and prevent tampering. Panels are made of 10-ga. steel wire that is crimped and woven into a diamond-shaped mesh with a 1 1/2" x 1 1/2" mesh opening. All doors include mounting hardware.

Overall Width	4 ft H		5 ft H		Overall Width	Door Height	8 ft H		10 ft H	
	Item No.	Item No.	Item No.	Item No.			Door Height	Item No.		
Stackable Panel										
12 in	8TMM3	9NVN8								
24 in	9RCT4	8TMM4								
36 in	8UPP4	8WAE9								
48 in	9NVN0	9K668								
60 in	9WAU1	9K673								
72 in	9CM92	8XC26								
84 in	8XC27	8TML8								
96 in	8NKA4	8YAG8								
108 in	9CM93	9CM94								
120 in	9NVN5	8RKE6								
Hinged Doors										
36 in	84 in	8DHR2	84 in	8RKE7						
48 in	84 in	9RCT0	84 in	8DHR3						
Sliding Doors										
36 in	96 in	8DVK4	120 in	9KE29						
48 in	96 in	9JA15	120 in	8DHR4						
60 in	96 in	8YAG9	120 in	9K676						
72 in	96 in	8NKA5	120 in	8ZC08						
96 in	96 in	9EY93	120 in	8DVK7						
120 in	96 in	9T399	120 in	8NF7						
Corner Post										
2 1/2 in	—	8YAH4	—	8ZCE4						
Post										
—	—	8WAW0	—	8DJ84						



Wire Partition Components

Combine individual components to create custom wire partitions, tool cribs, and security cages or to modify existing units. Provide secure, enclosed areas and restrict access to valuable tools, products, and equipment in stockrooms, warehouses, and other industrial facilities. Wire mesh panels allow light and air to pass through and give clear visibility to the contents of the cages.

Adjustable gap panel offers width adjustment from 2 1/2" to 13" and can be used to fill small gaps between panels.

Hinged and sliding doors are lockable and include mounting hardware.