

SHELVING & STORAGE

Compartmented Shelving

Scan. Order. Done.
Details on page A1.



6RHH0

K4854



DURHAM MFG
Est. 1922

Lipped Fixed-Size Compartmented Shelving

Compartments have a lip on the front to prevent contents from falling out. Units keep items and supplies separate and organized for quick, easy access. Compartment sizes can be found on Grainger.com®.

Overall Depth	Overall Height	No. of Compart.	Color	Item No.	
18 in W Overall					
12 in	42 in	36	Gray	1XHK9	
24 in W Overall					
4 ¾ in	24 in	36	Gray	5W886	
34 in W Overall					
8 ½ in	18 in	8	Gray	6RHH0	
		32	Gray	1XHL1	
	24 in	20	Gray	6RHH1	
		40	Gray	1XHL3	
		42 in	72	Gray	1XHL4
		12 in	16	Gray	5LE88
18 in		18	Gray	1XHKK	
		32	Gray, Red	K4855	
		4	Gray	1ANU4	
		8	Gray	6ALJ3	
		12	Gray	4HU93	
		24	Gray, Red	K4851	
		40	Gray, Red	K4852	
		10	Gray	6ALJ4	
		20	Gray, Red	K4853	
		42	Gray	3KP92	
42 in		44	Gray	6ALJ5	
		48	Gray	6ALJ6	
		56	Gray	3KP93	
		72	Gray, Red	K4854	
		32	Gray	15V212	
		60	Gray	15V213	
66 in		84	Gray	15V214	
		104	Gray	15V215	
		112	Gray	15V216	



Customizable Compartmented-Box Cabinet Base
K4856

Small Compartmented-Box Cabinet Base Extra Drawer



DURHAM MFG
Est. 1922

Compartmented-Box Cabinets


- Gray powder-coated finish
- Prime cold-rolled steel
- Stackable

Large Compartmented-Box Cabinets—4 steel drawers, each with a hinged steel top, steel pull handle, closure latch, and molded styrene tray. Each compartment has a scooped bottom for easy access. Drawers ride on full-suspension slides fixed within the cabinet and can be easily removed.

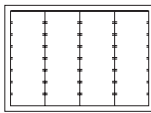
- Drawers measure 3 in x 18 in x 12 in inside

Customizable Compartmented-Box Cabinets—Sliding drawers are empty allowing users to choose any compatible drawer/insert for custom configuration. Drawer stops prevent unintentional pull-out. Cabinets can be stacked and bolted together, or bolted to a rigid surface, such as optional base, for added stability.


Compartment Drawers—Adjustable compartment boxes include plastic dividers that can be removed or rearranged to create various compartment sizes. Drawer inserts are polypropylene and fit inside compatible empty drawers.



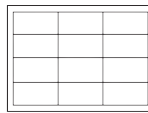
6 Horizontal Compartments



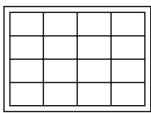
9 Vertically Adjustable Compartments



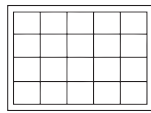
12 Horizontally Adjustable Compartments



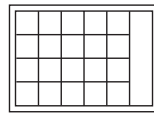
12 Compartments



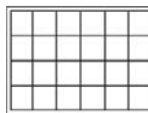
16 Compartments



20 Compartments



21 Compartments



24 Compartments

No. of Compart. per Drawer	Overall Width	Overall Depth	Overall Height	Cabinet Color	Item No.
Large Compartmented-Box Cabinets					
Glide Slides - 40 lb Load Capacity Per Slide					
8	4 to 13	20 in	15 ¾ in	15 in	Gray 5W885
48	12	20 in	15 ¾ in	15 in	Gray 4HY18
64	16	20 in	15 ¾ in	15 in	Gray 4HY23
81	16, 20, 21, 24	20 in	15 ¾ in	15 in	Gray 4HY17
96	24	20 in	15 ¾ in	15 in	Gray 2W430
128	32	20 in	15 ¾ in	15 in	Gray 5W884
Bearing Slides - 75 lb Load Capacity Per Slide					
48	12	20 ¾ in	15 ¾ in	14 ¾ in	Gray 6RHH2
64	16	20 ¾ in	15 ¾ in	14 ¾ in	Gray 6RHH3
81	16, 20, 21, 24	20 ¾ in	15 ¾ in	14 ¾ in	Gray 6RHH6
96	24	20 ¾ in	15 ¾ in	14 ¾ in	Gray 6RHH5
For Number of Boxes					
Customizable Large Compartmented-Box Cabinets — Drawers Sold Separately					
Bearing Slides - 75 lb Load Capacity Per Slide					
2	20 ¾ in	12 ¾ in	8 ½ in	Gray	49H248
	20 in	12 ½ in	15 in	Gray	1XHL6
4	20 in	15 ¾ in	15 in	Red	49H236
	20 ¾ in	15 ¾ in	14 ¾ in	Gray	6RHH7
5	20 ½ in	12 ½ in	21 in	Gray	49H249
6	20 ¾ in	16 in	21 ¾ in	Gray	49H250

No. of Compart.	Compartment HxWxD	Color	Item No.
Adjustable Large Compartmented Boxes			
12 to 18	3 in x 17 ½ in x 1 ½ in	Gray	4HY21
4 to 13	3 in x 4 ¾ in x 11 ½ in	Red, Gray	K4857
6 to 18	3 in x 17 ½ in x 1 ½ in	Red	5JEN5
Large Compartmented Boxes			
6	3 in x 17 ½ in x 1 ½ in	Gray, Red	K4858
	3 in x 2 ½ in x 11 ½ in	Gray, Red	K4859
12	3 in x 5 ½ in x 2 ½ in	Gray, Red	K4860
16	3 in x 4 ¾ in x 2 ½ in	Gray, Red	K4861
20	3 in x 3 ½ in x 2 ½ in	Gray, Red	K4862
21	(1) 3 ½ in x 11 ¾ in, (20) 2 ½ in x 2 11/8 in	Gray	3KR06
24	(2) 2 ½ in x 2 11/8 in, (4) 3 ½ in x 2 ½ in	Gray	1A793
32	3 in x 2 ½ in x 2 ½ in	Red, Gray	K4863
Compartment Drawer Inserts			
Inserts for Large Compartmented Boxes			
4	(4) 11 ¾ in x 4 ¾ in	Gray	52JD33
	(6) 17 ½ in x 1 ½ in	Gray	52JD34
6	(6) 17 ½ in x 1 ½ in	Gray	52JD25
	(6) 2 ½ in x 11 2/32 in	Gray	52JD26
12	(12) 5 2/32 in x 2 2/32 in	Gray	52JD27
16	(16) 4 ¾ in x 2 2/32 in	Gray	52JD28
20	(20) 3 ½ in x 2 2/32 in	Gray	52JD29

No. of Compart.	Compartment HxWxD	Color	Item No.
21	(1) 3 2/32 in x 11 1/32 in, (20) 2 2/32 in x 2 2/32 in	Gray	52JD30
24	(20) 2 2/32 in x 2 2/32 in, (4) 3 2/32 in x 2 2/32 in	Gray	52JD31
32	(32) 2 ½ in x 2 2/32 in	Gray	52JD32
Inserts for Small Compartmented Boxes			
4	(4) 3 ¾ in x 9 ¾ in	Gray	52JD43
8	(8) 6 2/64 in x 2 1/64 in	Gray	52JD36
12	(12) 4 ¾ in x 2 ¾ in	Gray	52JD37
16	(16) 3 ¾ in x 2 1/64 in	Gray	52JD38
	(14) 2 1/64 in x 1 1/16 in		
17	(2) 1 1/16 in x 6 4/64 in, (1) 2 2/32 in x 9 9/64 in	Gray	52JD39
20	(20) 2 ½ in x 2 1/64 in	Gray	52JD40
21	(1) 2 2/32 in x 9 9/64 in, (20) 2 1/64 in x 1 1/16 in	Gray	52JD41
24	(20) 2 1/64 in x 1 1/16 in, (4) 2 2/32 in x 2 1/64 in	Gray	52JD42
Cabinet Dim.			
Description	D	W	H
Locking Hinge	—	—	—
Optional Base For Slide Rack	16 ¼ in	20 ¾ in	15 ½ in
Optional Cabinet Base	12 ¾ in	20 ¾ in	16 ½ in
Accessories	Item No.		
Locking Hinge	1XHL9		
Optional Base For Slide Rack	4HY15		
Optional Cabinet Base	4NDW9		