



## WireCrafters Wire Partition Components

Individual components are assembled with bolts and nuts to create custom secure, enclosed areas for work or storage. Can also be used to modify existing units.


**Welded-wire** panels and doors have a 2" x 2" square mesh opening and a powder-coated finish.

**Woven-wire** panels and doors have 2" x 1" rectangular mesh opening and an enamel finish.


**Hinged and sliding doors** include 2 posts and mounting hardware.

**Line posts** are required on both sides of each panel for long, straight runs.

Overall Width	Door Height	8.4 ft H Item No.	10.4 ft H Item No.	12.4 ft H Item No.
<b>Welded-Wire Partition Components</b>				
<b>Hinged Door</b>				
40 in	87 1/2 in	35W583	87 1/2 in 35W591	87 1/2 in 35W599
52 in	87 1/2 in	35W584	87 1/2 in 35W592	87 1/2 in 35W601
<b>Sliding Door</b>				
40 in	96 in	35W585	120 in 35W593	96 in 35W602
52 in	96 in	35W586	120 in 35W594	96 in 35W603
64 in	96 in	35W587	120 in 35W595	96 in 35W604
76 in	96 in	35W588	120 in 35W596	96 in 35W605
100 in	96 in	35W589	120 in 35W597	—
104 in	—	—	—	96 in 35W606
124 in	96 in	35W590	120 in 35W598	96 in 35W607
<b>Woven-Wire Partition Components</b>				
<b>Hinged Door</b>				
40 in	87 1/2 in	35W553	87 1/2 in 35W563	87 1/2 in 35W573
52 in	87 1/2 in	35W554	87 1/2 in 35W564	87 1/2 in 35W574
<b>Hinged Double Door</b>				
76 in	87 1/2 in	35W555	87 1/2 in 35W565	87 1/2 in 35W575
100 in	87 1/2 in	35W556	87 1/2 in 35W566	87 1/2 in 35W576
<b>Sliding Door</b>				
40 in	96 in	35W557	120 in 35W567	96 in 35W577
52 in	96 in	35W558	120 in 35W568	96 in 35W578
64 in	96 in	35W559	120 in 35W569	—
65 in	—	—	—	96 in 35W579
76 in	96 in	35W560	—	96 in 35W580
6 3/4 ft	120 in	35W570	—	—
100 in	96 in	35W561	120 in 35W571	96 in 35W581
124 in	96 in	35W562	120 in 35W572	96 in 35W582
<b>Line Post</b>				
2 in	—	35W547	— 35W548	— 35W549
<b>Corner Post</b>				
2 in	—	35W550	— 35W551	— 35W552



**Stacking Panel  
35W483**



**Hinged Door  
35W553**

Overall Width	8 ft H Item No.	10 ft H Item No.	12 ft H Item No.
<b>Stacking Panels</b>			
<b>Welded-Wire</b>			
12 in	35W517	35W527	35W537
24 in	35W518	35W528	35W538
36 in	35W519	35W529	35W539
48 in	35W520	35W530	35W540
60 in	35W521	35W531	35W541
72 in	35W522	35W532	35W542
84 in	35W523	35W533	35W543
96 in	35W524	35W534	35W544
108 in	35W525	35W535	35W545
120 in	35W526	35W536	35W546
<b>Woven-Wire</b>			
12 in	35W483	35W493	35W504
24 in	35W484	35W494	35W505
36 in	35W485	35W495	35W506
48 in	35W486	35W496	35W507
60 in	35W487	35W497	35W508
72 in	35W488	35W498	35W509
84 in	35W489	35W499	35W510
96 in	35W490	35W501	35W511
108 in	35W491	35W502	35W512
120 in	35W492	35W503	35W513



**Woven-Wire  
Adjustable Panel  
4KY78**

**Quick-Assemble  
Slide Door  
488V93**




**Corner Post  
4KY82**

Overall Width	8 ft Item No.	10 ft Item No.	
Woven-Wire Partition Components			
Adjustable Gap Panel			
13 in	4KY78	4KY79	
Full Height Panel			
12 in	4KY76	4KY77	
24 in	4KY74	4KY75	
36 in	4KY72	4KY73	
48 in	4KY70	4KY71	
60 in	4KY68	4KY69	
Overall Width	Door Height	Overall Height	Item No.
Quick-Assemble Adaptable Welded-Wire Partition Components			
Hinged Door			
36 in	93 1/4 in	8 ft	488V88
48 in	93 1/4 in	8 ft	488V94
Slide Door			
36 in	7 1/2 in	8 ft	488V93
48 in	93 1/4 in	8 ft	488V89
60 in	7 1/2 in	8 ft	488V92
72 in	93 1/4 in	8 ft	488V90
96 in	93 1/4 in	8 ft	488V91
Post		8 ft	6H367
Woven-Wire Partition Components			
Hinged Door			
48 in	79 1/2 in	8 ft	4KY89
48 in	79 1/2 in	10 ft	4KY91
Sliding Door			
96 in	96 in	8 ft	4KY99
96 in	113 1/4 in	10 ft	4LA11
Corner Post			
1 1/4 in	—	8 ft	4KY82
1 1/4 in	—	10 ft	4KY83
Post			
1 in	—	8 ft	4KY80
1 in	—	10 ft	4KY81



**Hinged Door  
8DHR2**



**Sliding Door  
8DHR4**

## Quick-Assemble Wire Partition Components



### ■ Woven wire

Components swiftly assemble with clips and pound-in rivets to create secure, enclosed areas for work or storage. Clips and rivets are not accessible from outside the cage, to increase security and prevent tampering. Panels are made of 10-ga. steel wire that is crimped and woven into a diamond-shaped mesh with a 1 1/2" x 1 1/2" mesh opening. All doors include mounting hardware.

Overall Width	4 ft H Item No.	5 ft H Item No.	Overall Width	Door Height	8 ft H Item No.	Door Height	10 ft H Item No.
<b>Stackable Panel</b>			<b>Hinged Doors</b>				
12 in	8TMM3	9NVN8	36 in	84 in	8DHR2	84 in	8RKE7
24 in	9RCT4	8TMM4	48 in	84 in	9RCT0	84 in	8DHR3
36 in	8UPP4	8WAE9	<b>Sliding Doors</b>				
48 in	9NVN0	9K668	36 in	96 in	8DVK4	120 in	9KE29
60 in	9WAU1	9K673	48 in	96 in	9JA15	120 in	8DHR4
72 in	9CM92	8XC26	60 in	96 in	8YAG9	120 in	9K676
84 in	8XC27	8TML8	72 in	96 in	8NKA5	120 in	8ZCD8
96 in	8NKA4	8YAG8	96 in	96 in	9EY93	120 in	8DVK7
108 in	9CM93	9CM94	120 in	96 in	9T399	120 in	8NFK7
120 in	9NVN5	8RKE6	<b>Corner Post</b>				
<b>Post</b>			2 1/2 in	—	8YAH4	—	8ZCE4
<b>Post</b>			—	—	8WAW0	—	8DJ84



## Wire Partition Components

Combine individual components to create custom wire partitions, tool cribs, and security cages or to modify existing units. Provide secure, enclosed areas and restrict access to valuable tools, products, and equipment in stockrooms, warehouses, and other industrial facilities. Wire mesh panels allow light and air to pass through and give clear visibility to the contents of the cages.

**Adjustable gap panel** offers width adjustment from 2 1/2" to 13" and can be used to fill small gaps between panels.

**Hinged and sliding doors** are lockable and include mounting hardware.