

1-800-GRAINGER (472-4643)

Overall Height	Overall Length	Pipe Dia.	Item No.
Machine Guards - Low Profile			
9 in	3 ft	4 1/2 in	1GUD9
9 in	4 ft	4 1/2 in	3KR78
16 in	3 ft	4 1/2 in	1GUE1
16 in	4 ft	4 1/2 in	1GUE2
Machine Guards - High Profile			
24 in	3 ft	4 1/2 in	1GUE3
24 in	4 ft	4 1/2 in	1GUE4
36 in	3 ft	4 1/2 in	1GUE5
36 in	3 ft	4 1/2 in	2WJ3 *
36 in	4 ft	4 1/2 in	1GUE6
36 in	4 ft	4 1/2 in	2WJ4 *
42 in	4 ft	4 1/2 in	3KR70
42 in	4 ft	4 1/2 in	2WJ5 *
Corner Guards			
24 in	2 ft	4 1/2 in	2WJH8
24 in	2 ft 6 in	4 1/2 in	2WJH9
36 in	2 ft	4 1/2 in	2WJJ4
36 in	2 ft 6 in	4 1/2 in	2WJJ2
Bollards			
24 in	—	4 1/2 in	1GUD5
36 in	—	4 1/2 in	3KR45
36 in	—	5 1/2 in	1GUD7
42 in	—	4 1/2 in	1GUD6
42 in	—	5 1/2 in	1GUD8

* Includes Mid-Rail.



Machine Guards and Safety Bollards

All-welded construction. Mounting plate is 8" x 8" and predrilled with four 7/8"-dia. x 1 1/4" slotted holes. Steel with yellow powder-coat finish. Order Installation Kit 1F138 or 1F139 separately. 1GUD7 and 1GUD8 have 10" x 10" mounting plate and come with removable caps that can be concrete filled.

Safety Handrail System

■ Yellow powder-coat finish

Round steel pipe system is 1 1/2"D x 42"H, with 21" midrail. Installs and removes easily. Square system has 3/8" slotted holes on 4" x 4" mounting plate. Use connector pieces to make 90° turns or length adjustments.

Description	Overall Length	Overall Height	Item No.
Round			
Handrail Section - Steel Pipe Construction	48 in	42 in	2HER9
	72 in	42 in	2HET1
	96 in	42 in	2HET2
	24 in	42 in	5NPN2
	36 in	42 in	5NPN3
	48 in	42 in	5NPN4
Handrail Section - Aluminum Pipe Construction	60 in	42 in	5NPN5
	72 in	42 in	5NPN6
	84 in	42 in	5NPN7
	96 in	42 in	5NPN8
Single Socket Mounting Base	5"	4 in	2HER7
Double Socket Mounting Base	7 1/2"	4 in	2HER8
Mounting Kit with Pkg. of 4, (4) 3/8 in OD x 3 in L Concrete Lag Bolts	3'	3/8 in	2HET3
Square			
Handrail Section	48 in	42 1/2 in	2HEK7
	96 in	42 1/2 in	2HEK8
Handrail Section w/ Toe Board	48 in	42 1/2 in	2HEK9
	96 in	42 1/2 in	2HEN1
Connecting Rail	96 in	—	2HEN3
Corner Connector	8 3/8 in	—	2HEN4



33K166



19N881

Plastic Barriers

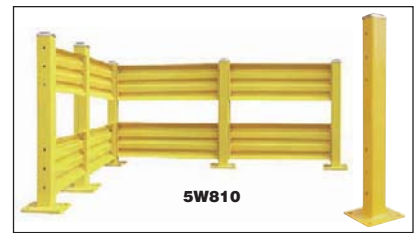
33K166 links with other barriers for longer spans. Two of the wheels are lockable. 19N881 and 19N882 interconnect with each other.

Description	Overall Height	Overall Length	W	Color	Item No.
Barricades					
Expandable Barricade	37 in	132 in	Portable Barricade with 4 Wheels, 2 Are Lockable	Black/Yellow	33K166
Barrier Guards					
Plastic	39.75 in	77.5 in	23 1/4"	Yellow	19N881
Plastic	40 in	77 in	23 1/4"	Red	19N882



5JEU5

5W809



5W810

Ribbed Guard Rails

Combine as a modular system that can be installed, removed, or expanded. 1/8"-thick (11-ga.) galvanized steel for outdoor use. Industrial yellow powder-coat finish for indoor use only.


Bolt-On Guard Rails—Easy to assemble and install. Impact-resistant, 2- and 3-ribbed corrugated design have no sharp edges or corners. Galvanized construction resists corrosion.

Lift-Out Rails—Provide a strong barrier with easy accessibility. They have the same construction and profile as bolt-on rails, yet slide into post saddles for simple assembly. Each rail section includes two post saddles.

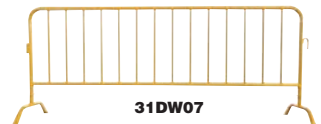
Posts—Two post heights come in both in-line and corner configurations for single-row (high) and double-row (high) installation. Posts are made of round-corner, 4" square steel tube with 1/4"-thick walls, and are welded to a 10" square, round-corner 5/8"-thick steel base plate. Include hardware, bolts, anchors, washers, and nuts.

Description	Overall Height	SAFETY YELLOW Item No.	SILVER Item No.
Bolt-On Guard Rails			
2-Ribbed			
1 ft	10 1/2 in	5JEU5 *	—
2 ft	10 in	5JEU6 *	—
3 ft	10 in	5JEU7 *	—
4 ft	10 in	5JEU8 *	—
5 ft	10 in	5JEU9 *	—
69 in	10 in	5JEV0 *	—
7 ft	10 in	5JEV1 *	—
8 ft	10 in	5JEV2 *	—
9 ft	10 in	5JEV3 *	—
10 ft	10 in	5JEV4 *	—
3-Ribbed			
8 in	14 1/2 in	5JEU1 *	5JEV5
1 ft 8 in	14 1/2 in	5AE57 *	5JEV6
2 ft 8 in	14 1/2 in	5AE58 *	5JEV7
3 ft 8 in	14 1/2 in	—	5JEV8
44 in	14 1/2 in	5W804 *	—
4 ft 8 in	14 1/2 in	—	5JEV9
56 in	14 1/2 in	5AE59 *	—
5 ft 8 in	14 1/2 in	5W805 *	—
6 ft 8 in	14 1/2 in	5AE60 *	5JEX1
7 ft 8 in	14 1/2 in	5W806 *	5JEX2
8 ft 8 in	14 1/2 in	5JEU2 *	—
9 ft 8 in	14 1/2 in	5W807 *	5JEX4
Lift-Out Rail Pocket			
For 2-Ribbed Posts	10 1/2 in	5JEY1	—
Description	Overall Height	SAFETY YELLOW Item No.	SILVER Item No.
Lift-Out Rails			
3-Ribbed			
6 in	14 1/2 in	5JEU3 †	—
1 ft 6 in	14 1/2 in	5AE30 †	—
2 ft 6 in	14 1/2 in	5AE31 †	—
3 ft 6 in	14 1/2 in	4WZ74 †	—
4 ft 6 in	14 1/2 in	5AE32 †	—
5 ft 6 in	14 1/2 in	4WZ75 †	—
6 ft 6 in	14 1/2 in	5AE56 †	—
7 ft 6 in	14 1/2 in	4WZ76 †	—
8 ft 6 in	14 1/2 in	5JEU4 †	—
9 ft 6 in	14 1/2 in	4WZ77 †	—
Posts			
2-Ribbed			
Single High Universal Center	12 1/2"	5JEX9	—
Triple High Universal Center	42 1/2"	5JEY0	—
3-Ribbed			
Single High Corner	18 1/2"	5W808	5JEX5
Single High Center	18 1/2"	5W809	5JEX6
Double High Corner	42 1/2"	5W810	5JEX7
Double High Center	42 1/2"	5W811	5JEX8

* Rail length is 4" shorter than the nominal size. † Rail length is 6" shorter than the nominal size.



12G309



31DW07

Crowd Control Interlocking Barriers

All-welded steel construction with gray or yellow powder-coat finish. Multiple units can be attached together with welded-on rod hook and sleeves. Upright bars are vertically spaced at 5 1/4" intervals.

Pipe Dia.	Overall Length	Overall Height	Includes	Color	Item No.
Frame 1 1/2 in, Vertical Bars 1/2 in	101 in	42.25 in	Linking Hooks and Eyes	Silver	12G309
	125 in	42.25 in	Linking Hooks and Eyes	Silver	12G310
	102 in	40.5 in	(2) Curved Removable Feet	Yellow	31DW07
Frame 1 1/4 in, Vertical Bars 3/8 in	102 in	40.5 in	(2) Flat Removable Feet	Yellow	31DW09
	102 in	40.5 in	(2) Curved Removable Feet	Yellow	31DW08
	102 in	40.5 in	(2) Curved Removable Feet	Yellow	31DW06

Sign in to **Grainger.com®** to see **YOUR Pricing** and **MORE**