

# Pipeline Marking Legislation

## Health & Safety (Safety Signs & Signals) Regulations 1996

The purpose of the Directive is to encourage standardisation of safety signs throughout all of the member states of the European Union. This regulation requires employers to label pipe work that contains hazardous substances. The colour of the label is defined by British Standard BS 1710 or European Standard RAL. Pipe work marking tape should be positioned on both sides close to all valves, changes in pipe direction, where pipes pass through other walls or floors and every 7 - 14m on straight runs of pipe work.

### **AVON** BS Pipeline Marking & Identification Tape

Suitable for use at filling points, drain valves, stops and flanging points. It is recommended that pipes be clearly labelled at points where contents of the pipes could be exposed. Polypropylene coated vinyl tape for durability. 50mm x 33m.



Text	Width (mm)	Weight	Order Code AVN-964	Price/1 THB
Gas	50	200g	-2100K	798.00
Steam	50	200g	-2110K	798.00
Water	50	200g	-2120K	798.00
Electricity	50	200g	-2130K	798.00
Flow	50	200g	-2140K	798.00
Return	50	200g	-2150K	798.00
†(Arrows)	50	200g	-2160K	798.00
Air	50	200g	-2170K	798.00
Oxygen	50	200g	-2180K	798.00
Acid	50	200g	-2190K	798.00
Hot	50	200g	-2200K	798.00
Fire	50	200g	-2210K	798.00

# Hazard Tape Legislation

Regulation 13 of the Workplace Regulations 1992 (Part V of Schedule I) requires:

- All dangerous locations, obstacles and traffic routes must be marked in yellow/black diagonal stripes.

Regulation 17 of the Workplace Regulations 1992 (Part V of Schedule I) requires:


- All traffic routes within workplaces are indicated where necessary for health and safety reasons, using markings consisting of a continuous highly visible line.

### **AVON** Barrier Tape, Lane & Hazard Tape


High quality self-adhesive diagonal stripe hazard tape. High grade PVC.

#### Hazard Warning Tape

Conventional usage:

 For low head room, obstructions to be avoided, changes in floor levels, mobile equipment and placing around warning notices.

 For locating fire equipment, placing around prohibition and indicating inflammable areas.


 For placing around fire escapes, safety equipment, first aid posters and equipment and breathing apparatus.



### Barrier Tape - Non-Adhesive

Non-adhesive hazard tape. Red & white or yellow & black diagonal stripe. (30 micron). With dispenser box.

Width x length: 75mm x 500m.



Colour	Width x Length	Weight	Order Code AVN-964	Price/1 THB
White	50mm x 33m	400g	-4020B	420.00
Yellow	50mm x 33m	400g	-4010A	420.00
Yellow/Black	50mm x 33m	400g	-4030C	420.00
Red/White	50mm x 33m	400g	-4040D	420.00
Green/White	50mm x 33m	400g	-4080H	420.00
Green	50mm x 33m	400g	-4050E	420.00
Blue	50mm x 33m	400g	-4060F	420.00
Black	50mm x 33m	400g	-4070G	420.00
Red	50mm x 33m	400g	-4090J	420.00
Yellow/Black	75mm x 33m	600g	-4230C	651.00



Colour	Order Code AVN-964	Price/1 THB
Red/White	-3750K	672.00
Yellow/Black	-3760K	672.00