KENNEDY QUALITY INDUSTRIAL TOOLING Edge & Centre Finders

Cylinder Type
For fast accurate work location. Made from tool steel and hardened all over, they can be used on flat surfaces, straight edges, shoulders, grooves, studs, dowels, centre points and scribed lines.

To locate an edge first secure the finder in a collet or chuck, the work table is then traversed to cause the rotating edge finder to make contact with the workpiece. **(fig 1)**.

Upon touching the workpiece the edge finder's contact point will be forced into running concentrically with the body **(fig 2)**. Any further movement to "off-centre" will cause a distinct wobble.

At this point, the distance from the work edge to the centre of the finder is equal to half the diameter of the contact point.

Datum lines and centre points are located using the combination edge and centre finder **(fig 3)**.

This has a cone shaped contact point which is lowered into position barely touching the workpiece at the point you wish to measure.

The finder is made to run concentrically using a steel rule or straight edge **(fig 4)**.

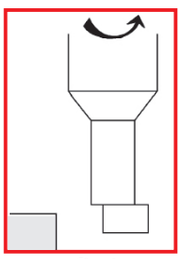
fig 1

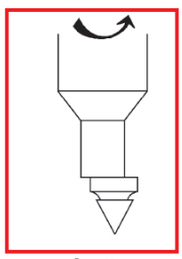
fig 3

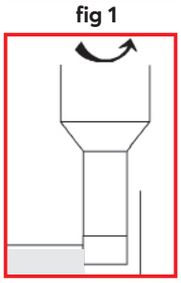
fig 2

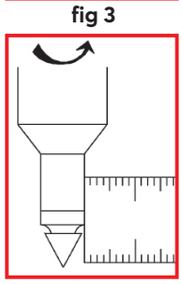
fig 4

Edge & Centre Finder - 5 Piece Set

Consists of a chuck body and four contact arms. Designed to check 'run-out' or concentricity, straightness and alignment. Will indicate the position of a datum point on a component or fixture from the centre line of a machine spindle. Suitable for use on drill presses, lathes, milling machines, borers etc.

Chuck Body:
Held in the spindle using a suitable drill chuck or collet chuck **(fig 1).** The contact arms are retained in position using the knurled collar which lightly clamps the ball joint inside the body. Arms may be exchanged without the need to remove the body from the machine spindle.


fig 1

Universal Indicator Holder
The detachable end will allow clamping with 2 and 3 piece dovetail clamping assemblies and when removed will fit standard ¼" side clamp. This uses the spindle centre line to align component bores or spigots, check the flatness or squareness of workpieces or fixturing and check run-out of components. The spindle should only be rotated manually to avoid damaging the dial test indicator **(fig 1).**

Clamping Assemblies

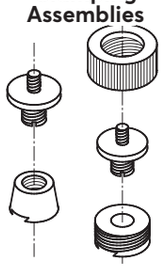
2 Piece 3 Piece

Needle Point
To lightly mark out lines and positions on a component as a guide to subsequent operations, using the machine's dials or digital read-out to position the scriber point (not illustrated).

Ball Contact .250"



Used to find a datum point .125" ± .0005" away from a flat surface.

Disc Contact .100"



Used to find a datum point .050" ± .0005" away from a convex surface.

Edge Finders



Diameters	Weight each	Order Code KEN-518	Price/1 THB
Shank 0.200" Body 0.375"	30g	-1410K	240.00
Shank 10mm Body 10mm	40g	-1420K	255.00
Shank 0.200" Body 0.500"	40g	-1430K	255.00

Edge & Centre Finders Combination



Diameters	Weight each	Order Code KEN-518	Price/1 THB
Shank 0.200" Body 0.500"	50g	-1440K	305.00
Shank 0.200" Body 0.375"	30g	-1450K	305.00
Shank 5mm Body 12mm	40g	-1445K	305.00

Double Edge



Diameters	Weight each	Order Code KEN-518	Price/1 THB
Shank 0.200" Body 0.500"	60g	-1460K	253.00

Plain Edge



Diameters	Weight each	Order Code KEN-518	Price/1 THB
Shank 0.500" Body 0.500"	60g	-1470K	204.00
Shank 12mm Body 12mm	50g	-1480K	204.00

Position the contact arm in line, but slightly away from the surface to be aligned. When finding the surface of a diameter, the 'Disc' must be positioned as near to the centre of that diameter as possible. Run the spindle between 200 and 500 revs/min. The table or spindle is then moved slowly, to bring the contact arm closer to the surface to be aligned. The contact arm will tap lightly against the surface **(fig 2)** the movement of the arm will become less and less the nearer the datum point gets to the spindle centre line **(fig 3).** When the arm stops spinning in a straight line and starts to 'jump', this indicates the datum point **(fig 4):**

½ contact dia + Edge = Centre ½ contact dia - Centre = Edge


fig 2 fig 3 fig 4



Contents	Weight each	Order Code KEN-518	Price/1 THB
As Above	130g	-1500K	806.00

© 2022

OS21_APAC_TH_0364.indd 1 07/12/2021 09:56